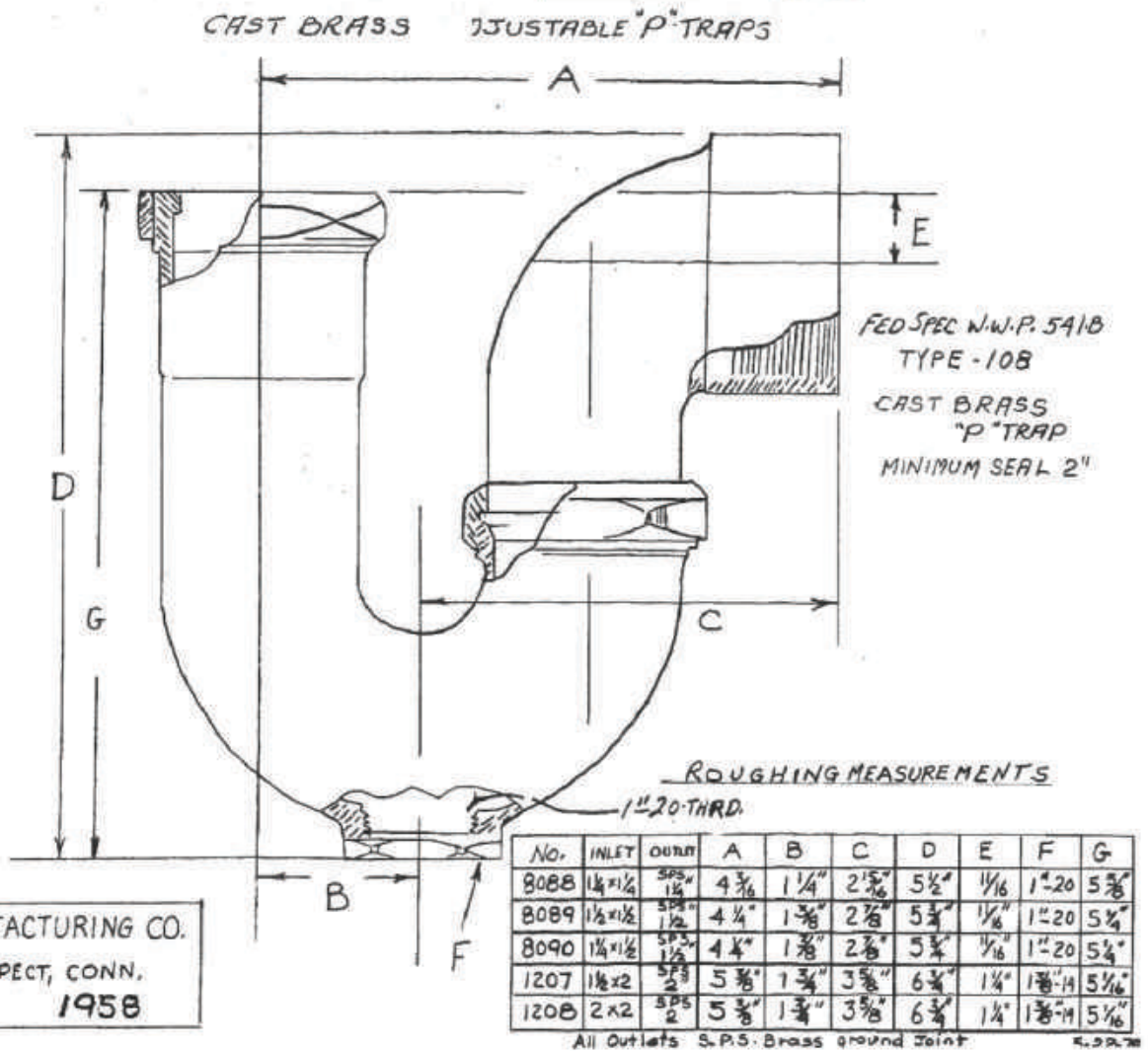


2021

December 2020 List Price Book



McGUIRE MANUFACTURING CO.
PROSPECT, CONN.
1958

The industry's choice for plumbing fixture trim for over 65 years

mcguiremfg.com

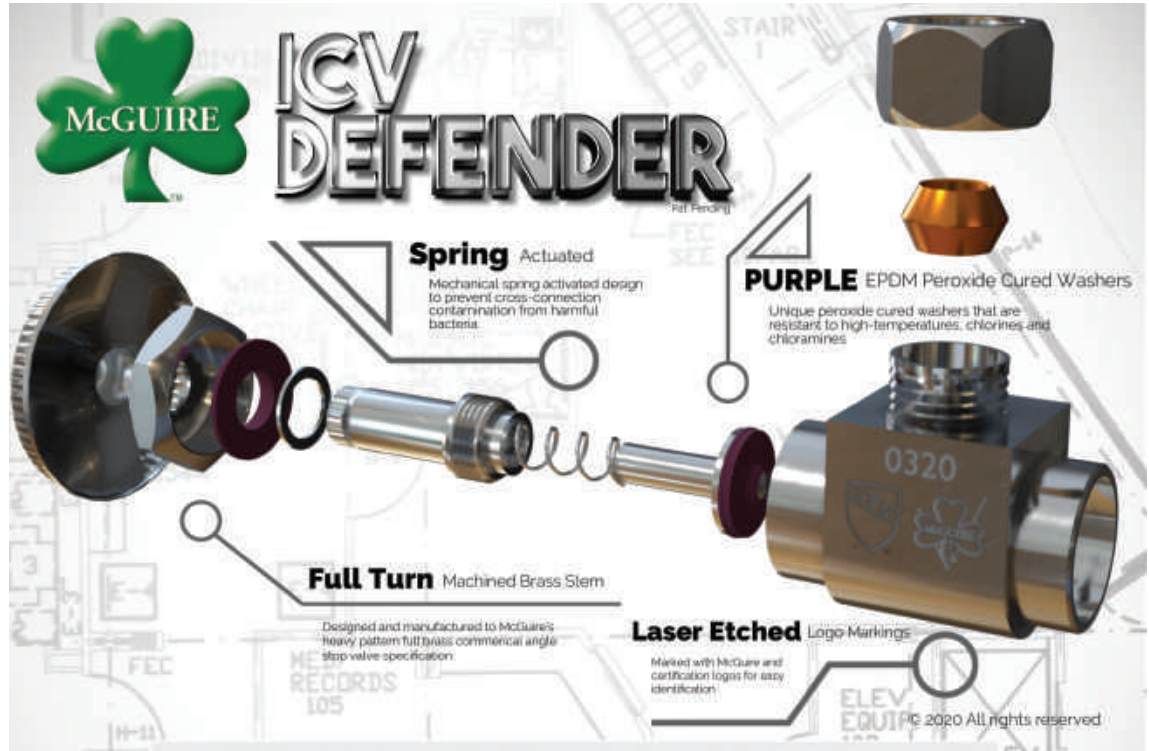


This edition replaces all previously published list prices and price structure effective December 1, 2020.
For the most current terms and conditions, please visit mcguiremfg.com



Your last line of defense

McGuire's Integral Check Valve to defend against cross-connection contamination



See page 11 for details

McGuire's ECO Line Supply Kits now available:

- Case quantity of 25 for fast shipping and competitive pricing
- Manufactured to the same standards of McGuire's standard line
- See page 13 for details





McGuire Manufacturing Co., Inc.
 60 Grandview Court
 Cheshire, Connecticut 06410
 203-699-1801 • Fax: 203-699-1813
 mcguiremfg.com

DECEMBER 2020

P-TRAPS

Classic McGuire

PROFESSIONAL LINE - heavy brass slip nuts, 1½ P-Trap and 1¼ P-Trap length (full 11-1/2" C-E), 17GA wall bend. 8903C and 8904C (full 13-3/4" C-E).

STOCK LINE PLUS - heavy brass slip nuts, P-Trap length 10½" C-E, 17GA wall bend.

STOCK LINE - die cast slip nuts, P-Trap length 10½" C-E, 17GA wall bend.

ECO-LINE - includes cast brass J-Bend, 17GA seamless brass wall bend and your choice of zinc or brass nuts and steel shallow or box flange.

17GA MCT "Lite Commercial" P-Traps - Includes 17GA seamless brass J-Bends and wall bends with your choice of zinc or brass nuts and steel shallow or box flange. Page 2.



CAST BODY ADJUSTABLE P-TRAPS

WITH TUBULAR WALL BEND (Fed. Spec. WWP-541)



with cleanout



without cleanout

DESCRIPTION	POLISHED CHROME	
	PART #	PRICE
"Classic McGuire"		
PROFESSIONAL LINE		
1¼ x 1¼ 17GA	8872C	60.87
1¼ x 1½ 17GA	8902C	67.64
1¼ x 1½ 17GA - without cleanout	8902CNC	67.64
1½ x 1½ 17GA	8912C	67.64
1½ x 1½ 17GA - without cleanout	8912CNC	67.64
1½ x 2 17GA	8903C	218.59
2 x 2 17GA	8904C	218.59
STOCK LINE PLUS		
1¼ x 1¼ 17GA	B8872C	56.15
1¼ x 1½ 17GA	B8902C	62.42
1¼ x 1½ 17GA - without cleanout	B8902CNC	62.42
1½ x 1½ 17GA	B8912C	62.42
1½ x 1½ 17GA - without cleanout	B8912CNC	62.42
STOCK LINE		
1¼ x 1¼ 17GA	C8872C	53.10
1¼ x 1½ 17GA	C8902C	58.02
1½ x 1½ 17GA	C8912C	58.02

Use suffix GJ for 1-1/2" ground joint wall bend on Professional Line P-Traps.

CAST BRASS N.Y. UTILITY P-TRAP



Solid, heavy cast brass utility p-trap with 17GA 10" utility arm and box flange.

DESCRIPTION	PART #	FINISH	PRICE
1¼ x 1½, 1½	8090M	chrome	95.88

VANDAL P-TRAP®



Adjustable Style

Vandal resistant cast body p-trap with or without cleanout. Furnished with brass friction inlet, cast brass slip nuts, 17GA seamless tubular wall bend and box flange.



Ground Joint Swivel Style

Vandal resistant cast brass p-trap with or without cleanout. Furnished with brass friction inlet, cast brass slip nuts, and cast brass ground joint elbow.

DESCRIPTION	POLISHED CHROME	
	PART #	PRICE
1¼ x 1¼ OUTLET	V8902CNC	93.75
1½ x 1¼ OUTLET	V8912CNC	93.75
1¼ x 1½ IPS	V8090CNC	97.38
1½ x 1½ IPS	V8089CNC	97.38
1¼ x 1½ OUTLET w/cleanout	V8902C	93.75
1½ x 1¼ OUTLET w/cleanout	V8912C	93.75
1¼ x 1½ IPS w/cleanout	V8090C	97.38
1½ x 1½ IPS w/cleanout	V8089C	97.38

CAST BRASS GROUND JOINT SWIVEL P-TRAPS

(L.A. Style) (Fed. Spec. WWP-541)



Heavy cast brass adjustable p-trap with cleanout plug. Furnished with cast brass ground joint elbow, and cast brass slip nuts.

DESCRIPTION	CHROME		SATIN		ROUGH BR	
	PART #	PRICE	PART #	PRICE	PART #	PRICE
1¼ x 1¼ IPS	8088C	66.84	8088S	66.84	8088R	54.74
1¼ x 1½ IPS	8090C	71.86	8090S	61.05	8090R	57.26
1½ x 1½ IPS	8089C	71.86	8089S	61.05	8089R	57.26
1½ x 2 IPS	1207C	198.04	1207S	181.33	1207R	174.07
2 x 2 IPS	1208C	198.04	1208S	181.33	1208R	174.07

CAST BRASS GROUND JOINT SWIVEL P-TRAPS WITHOUT CLEANOUT PLUG

(Los Angeles Approved)(Fed. Spec. WWP-541)

Heavy cast brass adjustable p-trap without cleanout plug. Furnished with cast brass ground joint elbow, and cast brass slip nuts.

DESCRIPTION	CHROME	
	PART #	PRICE
1¼ x 1½ IPS	8090CNC	71.86
1½ x 1½ IPS	8089CNC	71.86



CAST BRASS N.Y. REGULATION P-TRAPS



Solid, heavy cast brass p-trap with cleanout plug. Furnished with cast brass slip nut. (Fed. Spec. WWP-541)

DESCRIPTION	PART #	FINISH	PRICE
1¼ x 1½ IPS	201C	chrome	53.14
1½ x 1½ IPS	202C	chrome	53.14
1½ x 2 IPS	204C	chrome	164.75
2 x 2 IPS	205C	chrome	164.75

BOSTON P-TRAPS - CAST BRASS 8000 SERIES



Massachusetts Plumbing Code Approved

Heavy cast brass adjustable p-trap with cleanout plug. Furnished with cast brass slip nuts, heavy 17GA brass tubular sweat extension, and chrome plated steel bell flange.

DESCRIPTION	PART #	FINISH	PRICE
1¼ x 1½ 6" SWT EXT	8090CBOS6	chrome	69.92
1¼ x 1½ 12" SWT EXT	8090CBOS12	chrome	108.55
1½ x 1½ 6" SWT EXT	8089CBOS6	chrome	69.92
1½ x 1½ 12" SWT EXT	8089CBOS12	chrome	108.55

P-TRAP OPTIONS

DESCRIPTION	SUFFIX	ADDITIONAL	PRICE
Heavy Brass, Set Screw, Chrome Plated Flange	F	1¼" or 1½"	13.58
Deep Flange (Bell Type), Chrome Plated Brass	DF	2"	12.14
Deep Flange (Bell Type), Chrome Plated Steel	SDF	1¼" or 1½"	12.33
Box Flange, Chrome Plated Wrought Steel	B	1¼" or 1½"	5.70
Brass Box Flange	BF	1¼" or 1½"	23.80
Wall Bend 12" (overall trap length) 15" Center-End	15	1¼"	11.97*
Wall Bend 15" (overall trap length) 18" Center-End	18	1½"	15.68*
		1¼"	17.93*
		1½"	21.76*

*Option available for Professional Line P-Traps only. See page 18 for special pricing on extra long 1½" 17GA wall bends.

CAST BRASS NIPPLES WITH HEAVY BRASS SET SCREW FLANGE
For use with ground joint and N.Y. regulation p-traps.



DESCRIPTION	PART #	PRICE
1¼ x 6	1127C	59.12
1½ x 6	2127C	65.61
2 x 6	3127C	175.60

CASE QTY. ECO-LINE P-TRAPS

(25 PER CARTON)

Offshore packaged P-Traps. Made to the same standards as Classic McGuire. Must be purchased in case quantity, except for 8912C18BECO and 8904CBECO. Options not available.



DESCRIPTION	PART #	CARTON QUANTITY	PRICE
1¼ x 1¼ 17GA Die Cast Nuts	C8872CECO	25	43.24
1¼ x 1¼ 17GA Brass Nuts, Box Flange	8872CBECO	25	44.82
1¼ x 1¼, 1½ 17GA Die Cast Nuts	C8912CECO	25	45.93
1¼ x 1½, 1½ 17GA Brass Nuts, Box Flange	8912CBECO	25	47.55
Same as 8912CBECO, Less Cleanout	8912CNCBECO	25	47.55
1¼ x 1¼, 1½ 17GA Box Flange 18" C-E*	8912C18BECO	1	65.67
1½/2 x 2, 2 17 GA Box Flange, Brass Nuts	8904CBECO	1	148.80

Note: 1 ½" Eco P-Traps are provided with 1 ¼ x 1 ½ reducing washer.

MCT LINE P-TRAPS

17GA TUBULAR P-TRAPS AVAILABLE FOR SINGLE QUANTITY PURCHASE



Suffix Designations:

- B = Box Flange
- NC = No Cleanout
- ZN = Zinc nuts
- GJ = Ground Joint Wall Bend

DESCRIPTION	POLISHED CHROME	
	PART #	PRICE
1¼ x 1¼ 17GA, Brass nuts	MCT125085	24.60
1¼ x 1¼ 17GA, Brass nuts	MCT125085B	24.72
1¼ x 1¼ 17GaA, Brass nuts	MCT125085NC	21.34
1¼ x 1¼ 17GA, Brass nuts	MCT125085NCB	21.88
1¼ x 1¼ 17GA	MCT125075ZN	21.97
1¼ x 1¼ 17GA	MCT125075NCZN	19.45
1½, 1¼ x 1½ 17GA, Brass nuts	MCT150090B	27.26
1½, 1¼ x 1½ 17GA	MCT150075ZN	24.28
1½, 1¼ x 1½ 17GA	MCT150075NCZN	21.97
1½, 1¼ x 1½ 17GA, Brass nuts	MCT150090NCB	24.72
1½, 1¼ x 1½ 17GA, Brass nuts	MCT150090NCGJB	24.73
1½, 1¼ x 1½ 17GA, Brass nuts	MCT150090NCGJ	24.69
1¼, 1½ x 1½ 17GA, Brass nuts	MCT150150B	41.44

17GA SEAMLESS TUBULAR N.Y. UTILITY P-TRAPS AVAILABLE FOR SINGLE QUANTITY PURCHASE



Solid, heavy 17GA seamless tubular brass with 10" utility arm and box flange.

DESCRIPTION	PART #	FINISH	PRICE
1¼ x 1¼, 1½	MCT150UTL17B	chrome	39.90



WARNING: This product can expose you to chemicals including lead, which is known to the State of California to cause cancer, and birth defects or other reproductive harm. For more information go to www.P65Warnings.ca.gov.

PROWRAP™ INSULATORS PATENTED

PREWRAPPED CAST BODY P-TRAP WITH TUBULAR WALL BEND

Available less cleanout



DESCRIPTION	PART #	PRICE
1¼ x 1¼ P-Trap Assembly	PW2125	155.45
1¼ x 1½, 1½ x 1½ P-Trap Assembly	PW2150	160.76
1¼ x 1½, 1½ x 1½ Assembly less cleanout	PW2150NCO	160.76
Same as PW2150NCO with ground joint wall bend	PW2150GJ	160.76
1¼ x 1½ Vandal Trap®	PWV8902	184.38
1¼ x 1½ Vandal Trap® less cleanout	PWV8902NCO	184.38
1½ x 1½ Vandal Trap®	PWV8912	184.38
1½ x 1½ Vandal Trap® less cleanout	PWV8912NCO	184.38

PREWRAPPED CAST BRASS GROUND JOINT SWIVEL P-TRAP (LA STYLE)

Available less cleanout



DESCRIPTION	PART #	PRICE
1¼ x 1½, 1½ x 1½ IPS Outlet	PW8090	166.73
1¼ x 1½, 1½ x 1½ IPS Outlet less cleanout	PW8090NCO	166.73
1¼ x 1½ Vandal Trap®	PWV8090	185.50
1¼ x 1½ Vandal Trap® less cleanout	PWV8090NCO	185.50
1½ x 1½ Vandal Trap®	PWV8089	185.50
1½ x 1½ Vandal Trap® less cleanout	PWV8089NCO	185.50

PREWRAPPED CAST BODY P-TRAP WITH LAVATORY OFFSET ASSEMBLY

Available with McGuire's Heavy Duty Durable Chrome Finish Grid Strainers



DESCRIPTION	PART #	PRICE
1¼ x 1¼ Trap w/ Lavatory Offset Assembly	PW2125WC	230.68
1¼ x 1½ Trap w/ Lavatory Offset Assembly	PW2150WC	235.91
same as PW2150WC except w/ground joint wall bend	PW2150GJWC	235.91
1¼ x 1¼ Trap w/ PRODRAIN™ Offset Assembly	PW2125WCPRO	232.73
1¼ x 1½ Trap w/ PRODRAIN™ Offset Assembly	PW2150WCPRO	238.06
same as PW2125WC except with PW155HDWC	PW2125HDWC	240.01
same as PW2150WC except with PW155HDWC	PW2150HDWC	245.21

RETROFIT INSULATION



DESCRIPTION	PART #	PRICE
For 1¼ and 1½ Traps	PW2000	108.64
For 1¼ and 1½ Traps w/ Offset Drain Cover	PW2000WC	130.44
Lavatory Offset Drain Cover	PWWC	22.90

PREWRAPPED OFFSET LAVATORY AND SINK STRAINER ASSEMBLY

Available with McGuire's Heavy Duty Durable Chrome Finish Grid Strainers or PRODRAIN™.



DESCRIPTION	PART #	PRICE
1¼ PreWrapped Lavatory Offset Assembly	PW155WC	76.33
1¼ PreWrapped Offset with Heavy Duty Finish Grid Drain	PW155HDWC	85.61
1¼ PreWrapped ProDrain™ Offset Assembly	PWPRODRAINWC	78.41
1¼ PreWrapped Lift and Turn Assembly	PW155LATWC	89.53
1¼ PreWrapped Chain & Stopper Assembly	PW155CRSWC	74.95
1½ Sink Offset Assembly	PW1000WC	177.60
1½ Offset with 151 Brass Strainer	PW1151WC	213.48
1½ Offset with 151A Stainless Strainer	PW1151AWC	204.51
1½ Offset with 149 Brass Strainer	PW1149WC	196.80
1½ Offset with 152 Brass Strainer	PW1152WC	211.32

PREWRAPPED CONTINUOUS WASTES 1½ END OUTLET



DESCRIPTION	PART #	PRICE
1½" Prewrapped End Outlet 16" CTR 17GA	PW111C16G17	151.99

PREWRAPPED CONTINUOUS WASTES 1½ CENTER OUTLET



DESCRIPTION	PART #	PRICE
1½" Prewrapped Center Outlet 16" CTR 17GA	PW113C16G17	205.89



SANIGUARD®

P-TRAPS

DESCRIPTION	PART #	CARTON QUANTITY	PRICE
1¼" Cast Body Trap	8872CBSAN	25	80.17
1¼" x 1½" Cast Body Trap	8902CBSAN	25	86.61
1½" Cast Body Trap	8912CBSAN	25	86.61
1½" Less cleanout	8912CNCBSAN	25	91.15
1½" x 1½" IPS Cast Body Trap	8089CSAN	25	92.41
1½" x 1½" IPS	8090CSAN	25	92.41
1½" x 1½" IPS less cleanout	8090CNCBSAN	25	92.41
2", 1½" x 2" Cast Body Trap	8904CBSAN	10	283.98

PO PLUGS AND STRAINERS

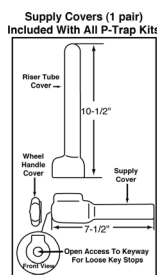
DESCRIPTION	PART #	CARTON QUANTITY	PRICE
Lavatory Open Grid PO Plug	155ASAN	44	47.54
Offset Lavatory Open Grid PO Plug	155WCSAN	25	72.15
PRODRAIN™ No Overflow Lavatory Strainer	PRODRAINASAN	44	48.61
PRODRAIN™ Offset No Overflow Lavatory Strainer	PRODRAINWCSAN	44	73.26
Stainless Steel Basket Strainer	151ASAN	25	62.92
Brass Basket Strainer	151SAN	25	73.93
Wide Top Sink Strainer	152SAN	25	67.40
Offset with 151 Strainer	1151WCSAN	25	209.85

PREWRAPPED CONTINUOUS WASTES 1½ END OUTLET

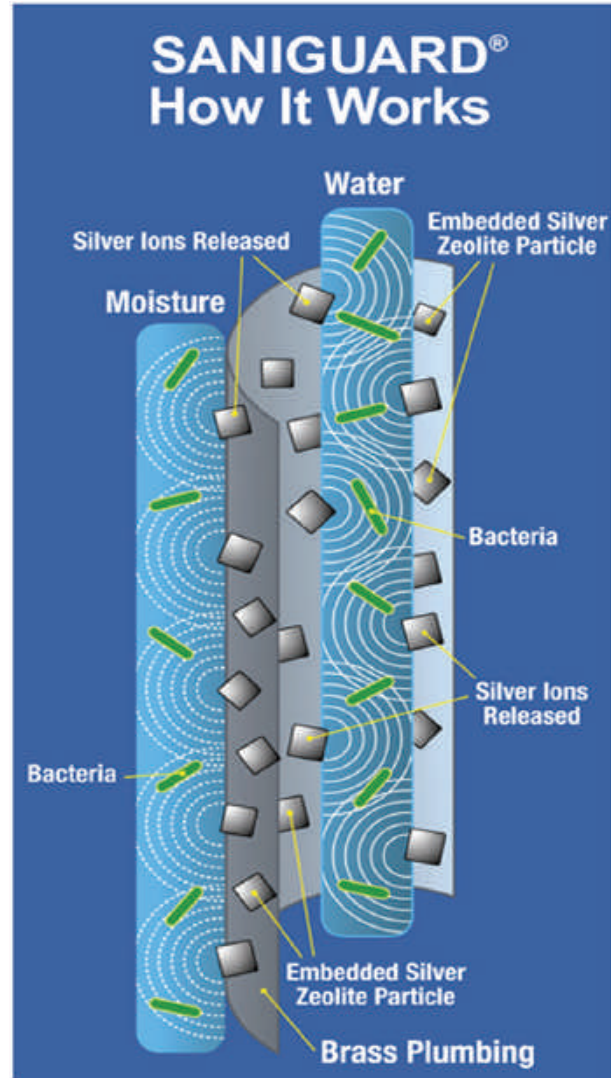
DESCRIPTION	PART #	PRICE
1½" Prewrapped End Outlet 16" CTR 17GA	PW111C16G17SAN	294.12

PROWRAP™ SANIGUARD® TREATED

PREWRAPPED SANIGUARD TREATED CAST BODY P-TRAP AND STRAINERS WITH LAVATORY OFFSET ASSEMBLY



DESCRIPTION	PART #	PRICE
1¼ x 1¼ Trap w/ Lavatory Offset Assembly	PW2125WCSAN	322.96
1¼ x 1½ Trap w/ Lavatory Offset Assembly	PW2150WCSAN	276.67
1¼ PreWrapped Lavatory Offset Assembly	PW155WCSAN	109.93
1¼ PreWrapped ProDrain™ Offset Assembly	PWProDrainWCSAN	116.99
1½ Sink Offset Assembly	PW1000WCSAN	195.36
1½ Offset with 152 Brass Strainer	PW1152WCSAN	262.75



Most McGuire products can be treated in SANIGUARD®. Please consult McGuire for pricing on additional items. Please be advised that some items are subject to McGuire's return approval policies.





WARNING: This product can expose you to chemicals including lead, which is known to the State of California to cause cancer, and birth defects or other reproductive harm. For more information go to www.P65Warnings.ca.gov.

STRAINERS AND P.O. PLUGS

Urinal Strainers

CAST BRASS BEEHIVE URINAL STRAINERS

Optional: vandal resistant screws are available.



DESCRIPTION	PART #	FINISH	PRICE
Cast Brass Beehive Strainer	1303	chrome	80.73
Replacement Top w/Screws	BT	chrome	34.94

CAST BRASS FLAT GRID URINAL STRAINERS

Optional: vandal resistant screws are available.



DESCRIPTION	PART #	FINISH	PRICE
Flat Grid 2" Strainer for lead caulk or soil pipe	1233	chrome	70.04
Replacement Top w/Screws	FT	chrome	26.09
2" IPS Adj Connections	1233A2	chrome	93.46
3" IPS Adj Connections	1233A3	chrome	112.31

Shower Stall Strainers

Optional: vandal resistant screws are available.



DESCRIPTION	PART #	FINISH	PRICE
1½ FIP Strainer	1266	chrome	18.90
2" FIP Strainer	1266A	chrome	18.36
2" FIP Strainer w/ vandal-resistant screws	1266AV	chrome	22.04

WIDE TOP SINK STRAINER

Available in Type 316 and 304 Stainless Steel and Vandal Proof



DESCRIPTION	PART #	FINISH	PRICE
Wide Top Sink Strainer with 4" tailpiece	152	chrome	49.42
Same with Brass Nuts	152N	chrome	50.86
Same as 152 less Tailpiece	152LT	chrome	42.53
Type 304 Stainless Steel	152NSS	chrome	38.22
Type 316 Stainless Steel VANDAL	152NVSS316	chrome	71.73

Classic McGuire Basket Strainers BRASS

Furnished with 1½" x 4" tailpiece, cast brass lock and coupling nuts.



DESCRIPTION	PART #	FINISH	PRICE
Brass Basket Strainer	151	chrome	55.95
Same with 17GA Tailpiece	151M	chrome	58.88
Same as 151 less Tailpiece	151LT	chrome	49.55

STAINLESS STEEL

Furnished with 1½" x 4" tailpiece.



DESCRIPTION	PART #	FINISH	PRICE
Stainless Steel Shell	151A	chrome	44.94
Same as 151A except 17GA Tailpiece	151AM	chrome	55.13
Same less Tailpiece	151ALT	chrome	34.49

Eco-Line Basket Strainers (24 per carton)

DESCRIPTION	PART #	FINISH	PRICE
Stainless Steel Shell	151AECO	chrome	28.95

Type 316 Conical Basket Strainer



DESCRIPTION	PART #	FINISH	PRICE
Type 316 Stainless Steel	151CNSS316	chrome	79.04

Sink Strainers TRAY PLUG



DESCRIPTION	PART #	FINISH	PRICE
Tray Plug w/Rubber Stopper incl. 4" Tlpc. w/Brass Nuts	150	chrome	33.01
Same as 150 w/ 17GA Tlpc.	150M	chrome	35.10
Same as 150 less Tailpiece	150LT	chrome	26.65

FLAT GRID



DESCRIPTION	PART #	FINISH	PRICE
Flat Grid Wrought Sink Strainer w/ 4" Tailpiece and Brass Nuts	149	chrome	32.32
Same as 149 less Tailpiece	149LT	chrome	32.31

BAR SINK STRAINERS

Furnished with 1½" x 4" 20GA tailpiece and cast brass lock nuts.



DESCRIPTION	PART #	FINISH	PRICE
Bar Sink Strainer	153	chrome	32.88
Deep Bar Sink Strainer	154	chrome	50.35
Same as 153 less Tailpiece	153LT	chrome	26.46
Same as 154 less Tailpiece	154LT	chrome	44.01



P.O. PLUGS

HEAVY BRASS SOLID TOP OPEN GRID

1-1/4" drain furnished with 6" 17GA tailpiece, and cast brass lock nut. Other tailpiece lengths available.



DESCRIPTION	PART #	FINISH	PRICE
"Classic McGuire"			
1 1/4" OD 6" Tailpiece	155A	chrome	34.24
1 1/4" OD 6" Tailpiece	155ASC	satın	40.91
1 1/4" OD 8" Tailpiece	155A8	chrome	42.68
1 1/4" OD 10" Tailpiece	155A10	chrome	45.90
1 1/4" OD 12" Tailpiece	155A12	chrome	49.50
1 1/2" OD 6" Tailpiece	155A2	chrome	43.50
1 1/2" OD 12" Tailpiece	155A212	chrome	62.85

ECO-LINE Solid Top Open Grid (25 per carton)

DESCRIPTION	PART #	FINISH	PRICE
1 1/4" OD 6" Tailpiece	155AECO	chrome	22.89

HEAVY DUTY FINISH HD GRID DRAIN

Looks better, lasts longer than conventional chrome plated finishes. Durable finish heavy solid top open grid P. O. plug. Furnished with 6" 17GA tailpiece and cast brass lock nut.



DESCRIPTION	PART #	FINISH	PRICE
1 1/4" OD 6" Tailpiece	HD155A	PVD chrome	48.73

MCGUIRE'S PRODRAIN™

No Overflow

Heavy cast brass grid drain for lavatories without overflows furnished with 1 1/4" x 6" 17GA tailpiece. Other tailpiece lengths available.



DESCRIPTION	PART #	FINISH	PRICE
1 1/4" Strainer Less Overflow	ProDrain	chrome	36.86
Same with 1 1/2" Tailpiece	ProDrain2	chrome	49.55

HEAVY BRASS CHAIN AND RUBBER STOPPER

Furnished with cast brass follower and 1 1/4" x 6" 17GA tailpiece. (8", 10" and 12" tailpieces available).

DESCRIPTION	PART #	FINISH	PRICE
Chain and Stopper	155	chrome	36.47

HEAVY BRASS POP UP

Furnished with 1 1/4" x 4" 17GA tailpiece and cast brass lock nut. Other tailpiece lengths available.

DESCRIPTION	PART #	FINISH	PRICE
Pop Up Plug	155MP	chrome	38.31

HEAVY CAST BRASS LIFT AND TURN

Furnished with 1 1/4" x 6" 17GA tailpiece. Other tailpiece lengths available.

DESCRIPTION	PART #	FINISH	PRICE
Lift and Turn	155LAT	chrome	40.59
Same less Tailpiece	155LATLT	chrome	32.42

OFFSET LAVATORY STRAINERS

All Available with A.D.A. Compliant Insulator Kit Prewrapped or Retrofit with McGuire's PROWRAP™. See page 4.



DESCRIPTION	PART #	FINISH	PRICE
Wheelchair Lavatory Strainer	155WC	chrome	64.20

ECO-LINE (25 PER CARTON ONLY)

DESCRIPTION	PART #	FINISH	PRICE
Wheelchair Lavatory Strainer	155WCECO	chrome	42.51

HEAVY DUTY DURABLE FINISH

"Looks Better, Lasts Longer than Conventional Chrome Plated Finishes".

DESCRIPTION	PART #	FINISH	PRICE
Wheelchair Lavatory Strainer	HD155WC	PVD chrome	78.69

LIFT AND TURN P.O. PLUG



DESCRIPTION	PART #	FINISH	PRICE
Wheelchair Lavatory Strainer	155LATWC	chrome	80.17

CHAIN & RUBBER STOPPER STRAINER

DESCRIPTION	PART #	FINISH	PRICE
Wheelchair Lavatory Strainer	155CR5WC	chrome	62.60

McGuire's PRODRAIN™ ADA Strainer

Heavy cast brass offset grid strainer for lavatories without overflows. ADA compliant. ProWrap see page 4.



DESCRIPTION	PART #	FINISH	PRICE
1 1/4" Wheelchair Strainer less overflow	PRODRAINWC	chrome	66.78

OFFSET SINK STRAINERS

Available in Type 316 and 304 Stainless Steel



DESCRIPTION	PART #	FINISH	PRICE
Offset Only	1000WC	chrome	69.26
Offset w/151 Strainer	1151WC	chrome	100.22
Offset w/151A Strainer	1151AWC	chrome	103.87
Offset w/149 Strainer	1149WC	chrome	99.42
Offset w/152 Strainer	1152WC	chrome	105.70
Offset w/153 Strainer	1153WC	chrome	102.94
Type 316 w/Conical Strainer	1151CNWCSS316	chrome	143.92
Type 304 w/152 Strainer	1152NWCSS	chrome	103.11
Type 316 w/ 152 VANDAL	1152NVWCSS316	chrome	136.61



WARNING: This product can expose you to chemicals including lead, which is known to the State of California to cause cancer, and birth defects or other reproductive harm. For more information go to www.P65Warnings.ca.gov.



convertible II ball valve

PEX F1960



ANGLE 1/4 TURN BRASS BALL VALVE

DESCRIPTION	PART #	PRICE
½ PEX-F1960 x ¾ OD	LFBV2-6X53	14.66
½ PEX-F1960 x ½ OD	LFBV2-6X55	15.09

STRAIGHT 1/4 TURN BRASS BALL VALVE

DESCRIPTION	PART #	PRICE
½ PEX-F1960 x ¾ OD	LFBV2-6XST53	15.34
½ PEX-F1960 x ½ OD	LFBV2-6XST55	15.80



PEX F1807

STRAIGHT 1/4 TURN BRASS BALL VALVE

DESCRIPTION	PART #	PRICE
½ PEX-F1807 x ¾ OD	LFBV2-3XST53	15.45
½ PEX-F1807 x ½ OD	LFBV2-3XST55	15.93

ANGLE 1/4 TURN BRASS BALL VALVE

DESCRIPTION	PART #	PRICE
½ PEX-F1807 x ¾ ODD	LFBV2-3X53	14.71
½ PEX-F1807 x ½ OD	LFBV2-3X55	15.16

CPVC



ANGLE 1/4 TURN BRASS BALL VALVE

DESCRIPTION	PART #	PRICE
½ CPVC x ¾ OD	LFBV2-4P53	15.74
½ CPVC x ½ OD	LFBV2-4P55	16.20

STRAIGHT 1/4 TURN BRASS BALL VALVE

DESCRIPTION	PART #	PRICE
½ CPVC x ¾ OD	LFBV2-4PST53	16.53
½ CPVC x ½ OD	LFBV2-4PST55	17.01



PIPE X COMPRESSION



DESCRIPTION	PART #	CARTON QUANTITY	PRICE
ANGLE 3/8 IPS x 3/8 OD	LFBV2-01	100	14.03
1/2 IPS x 3/8 OD	LFBV2-02	100	14.73
3/8 IPS x 1/2 OD	LFBV2-03	100	14.51
1/2 IPS x 1/2 OD	LFBV2-04	100	15.20

DESCRIPTION	PART #	CARTON QUANTITY	PRICE
STRAIGHT 3/8 IPS x 3/8 OD	LFBV2-11	100	14.73
1/2 IPS x 3/8 OD	LFBV2-12	100	15.47
1/2 IPS x 1/2 OD	LFBV2-14	100	15.95

SWEAT X COMPRESSION



DESCRIPTION	PART #	CARTON QUANTITY	PRICE
ANGLE 1/2 NOMINAL SWEAT x 3/8 OD	LFBV2-07	100	13.80
1/2 NOMINAL SWEAT x 1/2 OD	LFBV2-08	100	14.25

DESCRIPTION	PART #	CARTON QUANTITY	PRICE
STRAIGHT 1/2 NOMINAL SWEAT x 3/8 OD	LFBV2-16	100	14.49
1/2 NOMINAL SWEAT x 1/2 OD	LFBV2-19	100	14.97

CLASSIC CONVERTIBLE™

CONVERTIBLE™ QUARTER-TURN BALL VALVES ANGLE STOPS

DESCRIPTION	PART #	CARTON QUANTITY	PRICE
3/8 IPS x 3/8 OD	LFBV01	100	20.50
1/2 IPS x 3/8 OD	LFBV02	100	21.02
1/2 Nominal x 3/8 OD	LFBV09	100	21.36
1/2 Copper Swt x 3/8 OD w/5" Ext.	LFBV082	100	24.49
1/2 Copper Swt x 3/8 OD	LFBV07	100	20.79

SWEAT X COMPRESSION W/EXT.



DESCRIPTION	PART #	CARTON QUANTITY	PRICE
ANGLE 1/2 Copper SWEAT w/ EXT x 3/8 OD	LFBV2-082	100	18.38
1/2 Copper SWEAT w/ EXT x 1/2 OD	LFBV2-084	100	17.72

DESCRIPTION	PART #	CARTON QUANTITY	PRICE
STRAIGHT 1/2 Copper SWEAT w/ EXT x 3/8 OD	LFBV2-182	100	17.79

COMPRESSION X COMPRESSION



DESCRIPTION	PART #	CARTON QUANTITY	PRICE
ANGLE 1/2 NOM COMPRESSION x 3/8 OD	LFBV2-09	100	15.07
1/2 NOM COMPRESSION x 1/2 OD	LFBV2-10	100	15.54

DESCRIPTION	PART #	CARTON QUANTITY	PRICE
STRAIGHT 1/2 NOM COMPRESSION x 3/8 OD	LFBV2-17	100	15.84
1/2 NOM COMPRESSION x 1/2 OD	LFBV2-18	100	16.31



WARNING: This product can expose you to chemicals including lead, which is known to the State of California to cause cancer, and birth defects or other reproductive harm. For more information go to www.P65Warnings.ca.gov.

CONVERTIBLE™ 1/4 TURN BALL VALVE SUPPLY KITS

FLEXIBLE SUPPLIES

Convertible™ and Convertible™ II Quarter-Turn Ball Valve Line



A true brass ball valve with a unique convertible handle, it's a loose key, it's a wheel handle, it's both. Engineered for all commercial applications, the Convertible™ II series is designed for high-use projects such as commercial multi-use residential.

LAVATORY SUPPLIES INCLUDE:

(2) Stop Valves, (2) Flexible Risers, (2) Chrome Plated Flanges

CLOSET SUPPLIES INCLUDE:

(1) Stop Valve, (1) Flexible Riser, (1) Chrome Plated Flange

LFBV= CONVERTIBLE™ LEGACY Line LFBV2= CONVERTIBLE™ II

BALL VALVE LAVATORY SUPPLIES

PIPE X COMPRESSION

DESCRIPTION	PART #	PRICE
3/8 IPS x 3/8 OD	LFBV165	51.91
3/8 IPS x 3/8 OD	LFBV2-165	39.25
3/8 IPS x 1/2 OD	LFBV2-167	62.24
1/2 IPS x 3/8 OD	LFBV2165	53.04
1/2 IPS x 3/8 OD	LFBV2-2165	43.92
1/2 IPS x 1/2 OD	LFBV2-2167	66.16

COMPRESSION X COMPRESSION

DESCRIPTION	PART #	PRICE
1/2 Nominal x 3/8 OD	LFBV2165CC	57.54
1/2 Nominal x 3/8 OD	LFBV2-2165CC	43.86
1/2 Nominal x 1/2 OD	LFBV2-2167CC	52.30

SWEAT X COMPRESSION

DESCRIPTION	PART #	PRICE
1/2 Copper Sweat x 3/8 OD	LFBV175	56.07
1/2 Copper Sweat x 3/8 OD	LFBV2-175	38.68
1/2 Copper Sweat x 1/2 OD	LFBV2-177	59.28

SWEAT X COMPRESSION (WITH 5" EXTENSION TUBE)

DESCRIPTION	PART #	PRICE
1/2 Copper Sweat x 3/8 OD	LFBV170	67.76
1/2 Copper Sweat x 3/8 OD	LFBV2-170	57.79
1/2 Copper Sweat x 1/2 OD	LFBV2-171	58.28

CLOSET SUPPLIES

PIPE X COMPRESSION

DESCRIPTION	PART #	PRICE
3/8 IPS x 3/8 OD	LFBV166	36.86
3/8 IPS x 3/8 OD	LFBV2-166	23.36
3/8 IPS x 1/2 OD	LFBV2-169	34.88
1/2 IPS x 3/8 OD	LFBV2166	37.42
1/2 IPS x 3/8 OD	LFBV2-2166	25.83
1/2 IPS x 1/2 OD	LFBV2-2169	36.96

SWEAT X COMPRESSION

DESCRIPTION	PART #	PRICE
1/2 Copper Sweat x 3/8 OD	LFBV185	38.65
1/2 Copper Sweat x 3/8 OD	LFBV2-185	23.10
1/2 Copper Sweat x 1/2 OD	LFBV2-187	39.02

COMPRESSION X COMPRESSION

DESCRIPTION	PART #	PRICE
1/2 Nominal x 3/8 OD	LFBV2166CC	39.36
1/2 Nominal x 3/8 OD	LFBV2-2166CC	24.41
1/2 Nominal x 1/2 OD	LFBV2-2169CC	28.26

SWEAT X COMPRESSION (WITH 5" EXTENSION TUBE)

DESCRIPTION	PART #	PRICE
1/2 Copper Sweat x 3/8 OD	LFBV172	41.04
1/2 Copper Sweat x 3/8 OD	LFBV2-172	31.11
1/2 Copper Sweat x 1/2 OD	LFBV2-173	35.22

LAVATORY AND CLOSET RIGID SUPPLIES

DESCRIPTION	PART #	PRICE
3/8 IPS STD LAVATORY ANGLE	LFBV2-158	97.16
3/8 IPS STD LAVATORY STRAIGHT	LFBV2-157	257.72
3/8 IPS STD CLOSET ANGLE	LFBV2-159	50.65
3/8 IPS STD CLOSET STRAIGHT	LFBV2-160	81.87

BRASS TAILPIECES NOT INCLUDED - SOLD SEPARATELY

DESCRIPTION	PART #	PRICE
1/4 x 2 Straight EA.	TPC2STR	9.26
1/4 x 2 Offset EA.	TPC2OFR	15.28



convertible™ II

Ball Valve

KIT ADDERS ONLY

FLANGE OPTIONS - Use suffix after supply part

DESCRIPTION	SUFFIX	ADDITIONAL CHARGE	
		CLOSET	LAVATORY
Heavy Brass, Set Screw, Chrome Plated	F	11.64 ea.	23.30 pr.
Deep Flange (Bell Type), Chrome Plated Wrought Brass	DF	8.58 ea.	17.17 pr.
Deep Flange (Bell Type), Chrome Plated Steel	SDF	1.82 ea.	3.64 pr.

NIPPLE OPTIONS - Use suffix after supply part

DESCRIPTION	SUFFIX	ADDITIONAL CHARGE		
		CLOSET		LAVATORY
3" Nipple	N3	10.27 ea.	3/8 IPS	20.54 pr.
		15.21 ea.	1/2 IPS	30.46 pr.
5" Nipple	N5	15.88 ea.	3/8 IPS	31.75 pr.
		19.31 ea.	1/2 IPS	38.63 pr.

RISER OPTIONS FLEXIBLE COPPER - Use suffix after supply part

DESCRIPTION	SUFFIX	ADDITIONAL CHARGE	
		3/8" OD	1/2" OD
Lavatory	15"	R15	4.87 pr. N/C
	20"	R20	10.44 pr. 12.50 pr.
	36"	R36	46.50 pr. N/C
Closet	20"	R20	5.48 ea. 6.10 ea.
	12"	CR	7.44 ea.
Compression	20"	CR20	14.78 ea.
	12"	SR	3.98 ea.
Sweat	12"	SR20	10.93 ea.
	20"		

RISER OPTIONS BRAIDED STAINLESS STEEL

Use suffix after supply part #

DESCRIPTION	SUFFIX	ADDITIONAL CHARGE	
		3/8" OD	1/2" OD
Lavatory	9"	SS9	N/C
	12"	SS12	2.22 pr. N/C
	16"	SS16	4.31 pr.
	20"	SS20	6.41 pr. 2.23 pr.
	30"	SS30	12.19 pr.
	36"	SS36	15.69 pr.
Closet	12"	SS12	2.22 ea. N/C
	20"	SS20	4.06 ea.

N/C = No additional charge

LOCK SHIELD CAPS AND LOOSE KEYS

Use suffix after supply part #

DESCRIPTION	SUFFIX	ADDITIONAL CHARGE	
		CLOSET	LAVATORY
For Premier and Heavy Pattern	C	3.51 ea.	7.01 pr.

STANDARD BALL VALVE KIT ADDERS

FLANGE OPTIONS - Use suffix after supply part

DESCRIPTION	SUFFIX	ADDITIONAL CHARGE	
		CLOSET	LAVATORY
Heavy Brass, Set Screw, Chrome Plated	F	12.22 ea.	24.47 pr.
Deep Flange (Bell Type), Chrome Plated Wrought Brass	DF	9.01 ea.	18.03 pr.
Deep Flange (Bell Type), Chrome Plated Steel	SDF	1.91 ea.	3.82 pr.

NIPPLE OPTIONS - Use suffix after supply part

DESCRIPTION	SUFFIX	ADDITIONAL CHARGE		
		CLOSET		LAVATORY
3" Nipple	N3	10.78 ea.	3/8 IPS	21.57 pr.
		15.97 ea.	1/2 IPS	31.98 pr.
5" Nipple	N5	16.67 ea.	3/8 IPS	33.34 pr.
		20.28 ea.	1/2 IPS	40.56 pr.

RISER OPTIONS FLEXIBLE COPPER - Use suffix after supply part

DESCRIPTION	SUFFIX	ADDITIONAL CHARGE	
		3/8" OD	1/2" OD
Lavatory	15"	R15	5.11 pr. N/C
	20"	R20	10.96 pr. 13.13 pr.
	36"	R36	48.83 pr. N/C
Closet	20"	R20	5.75 ea. 6.41 ea.
	12"	CR	7.81 ea.
Compression	20"	CR20	15.52 ea.
	12"	SR	4.18 ea.
Sweat	12"	SR20	11.48 ea.
	20"		

RISER OPTIONS BRAIDED STAINLESS STEEL

Use suffix after supply part #

DESCRIPTION	SUFFIX	ADDITIONAL CHARGE	
		3/8" OD	1/2" OD
Lavatory	9"	SS9	N/C
	12"	SS12	2.33 pr. N/C
	16"	SS16	4.53 pr.
	20"	SS20	6.73 pr. 2.34 pr.
	30"	SS30	12.80 pr.
	36"	SS36	16.47 pr.
Closet	12"	SS12	2.33 ea. N/C
	20"	SS20	4.26 ea.

N/C = No additional charge

LOCK SHIELD CAPS AND LOOSE KEYS

Use suffix after supply part #

DESCRIPTION	SUFFIX	ADDITIONAL CHARGE	
		CLOSET	LAVATORY
For Premier and Heavy Pattern	C	3.69 ea.	7.36 pr.



WARNING: This product can expose you to chemicals including lead, which is known to the State of California to cause cancer, and birth defects or other reproductive harm. For more information go to www.P65Warnings.ca.gov.



INTEGRAL CHECK STOP VALVES

Pipe x Compression

LK= Loose Key

DESCRIPTION	PART #	CARTON QUANTITY	PRICE
3/8 IPS x 3/8 OD STD	LFCK01	100	36.37
3/8 IPS x 3/8 OD STL LK	LFCK01LK	100	43.63
1/2 IPS x 3/8 OD STD	LFCK02	100	36.64
1/2 IPS x 3/8 OD STD LK	LFCK02LK	100	44.50
3/8 IPS x 1/2 OD STD	LFCK03	100	40.88
3/8 IPS x 1/2 OD STD LK	LFCK03LK	100	48.05
1/2 IPS x 1/2 OD STD	LFCK04	100	41.42
1/2 IPS x 1/2 OD STD LK	LFCK04LK	100	48.64

Sweat x Compression or Sweat with 5" Extension

DESCRIPTION	PART #	CARTON QUANTITY	PRICE
1/2 Copper Swt x 3/8 OD	LFCK07	100	46.21
1/2 Copper Swt x 3/8 OD LK	LFCK07LK	100	53.50
1/2 Copper Swt x 1/2 OD with EXT	LFCK082	100	10.25
1/2 Copper Swt x 1/2 OD LK with EXT	LFCK082LK	100	11.73

Compression x Compression

DESCRIPTION	PART #	PRICE
1/2 Nominal x 3/8 OD	LFCK09	44.54
1/2 Nominal x 3/8 OD	LFCK09LK	51.81

INTEGRAL CHECK SUPPLY KITS

Pipe x Compression


DESCRIPTION	PART #	PRICE
3/8 IPS x 3/8 OD	LFCK165	95.51
3/8 IPS x 3/8 OD	LFCK165LK	111.80
3/8 IPS x 1/2 OD	LFCK167	118.42
3/8 IPS x 1/2 OD	LFCK167LK	132.79
1/2 IPS x 3/8 OD	LFCK2165	97.91
1/2 IPS x 3/8 OD	LFCK2165LK	112.63
1/2 IPS x 1/2 OD	LFCK2167	119.87
1/2 IPS x 1/2 OD	LFCK2167LK	132.82

Compression x Compression

DESCRIPTION	PART #	PRICE
1/2 Nominal x 3/8 OD	LFCK2165CC	110.96
1/2 Nominal x 3/8 OD	LFCK2165CCLK	124.89

Sweat x Compression or Sweat with 5" Extension

DESCRIPTION	PART #	PRICE
1/2 Copper Sweat x 3/8 OD	LFCK175	134.06
1/2 Copper Sweat x 3/8 OD	LFCK175LK	148.01
1/2 Copper Sweat x 3/8 OD WITH 5" EXTENSION	LFCK170	151.97
1/2 Copper Sweat x 3/8 OD WITH 5" EXTENSION	LFCK170LK	166.19



COMMERCIAL FULL-TURN STOPS

Standard Line Lead Free Full turn compression set stem, solid brass stops.

Premiere Heavy Line Lead Free Full turn compression set heavy stem, heavy pattern stop, highly polished solid brass.

ANGLE STOPS

H= Heavy Premiere Line

LK= Loose Key



Pipe x Compression



DESCRIPTION	PART #	CARTON QUANTITY	PRICE
3/8 IPS x 3/8 OD STD	LFST01	100	10.50
3/8 IPS x 3/8 OD STL LK	LFST01LK	100	12.18
3/8 IPS x 3/8 OD HVY	LFHST01	100	23.87
3/8 IPS x 3/8 OD HVY LK	LFHST01LK	100	28.63
1/2 IPS x 3/8 OD STD	LFST02	100	12.33
1/2 IPS x 3/8 OD STD LK	LFST02LK	100	13.46
1/2 IPS x 3/8 OD HVY	LFHST02	100	24.05
1/2 IPS x 3/8 OD HVY LK	LFHST02LK	100	29.20
3/8 IPS x 1/2 OD STD	LFST03	100	13.69
3/8 IPS x 1/2 OD STD LK	LFST03LK	100	15.11
3/8 IPS x 1/2 OD HVY	LFHST03	100	26.83
3/8 IPS x 1/2 OD HVY LK	LFHST03LK	100	31.53
1/2 IPS x 1/2 OD STD	LFST04	100	16.19
1/2 IPS x 1/2 OD STD LK	LFST04LK	100	17.44
1/2 IPS x 1/2 OD HVY	LFHST04	100	27.18
1/2 IPS x 1/2 OD HVY LK	LFHST04LK	100	31.92



Sweat x Compression

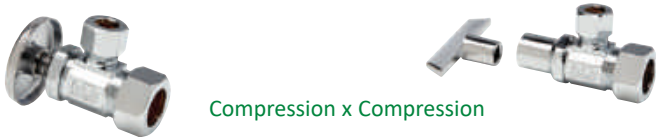


DESCRIPTION	PART #	CARTON QUANTITY	PRICE
1/2 Copper Swt x 3/8 OD STD	LFST07	100	9.70
1/2 Copper Swt x 3/8 OD STD LK	LFST07LK	100	11.24
1/2 Copper Swt x 3/8 OD HVY	LFHST07	100	30.32
1/2 Copper Swt x 3/8 OD HVY LK	LFHST07LK	100	35.11
1/2 Copper Swt x 1/2 OD STD	LFST08	100	10.76
1/2 Copper Swt x 1/2 OD STD LK	LFST08LK	100	12.32



Sweat (with 5" extension)
x Compression

DESCRIPTION	PART #	CARTON QUANTITY	PRICE
½ Copper Swt x ¾ OD STD	LFST082	100	14.76
½ Copper Swt x ¾ OD STD LK	LFST082LK	100	16.38
½ Copper Swt x ¾ OD HVY	LFHST082	100	40.55
½ Copper Swt x ¾ OD HVY LK	LFHST082LK	100	45.08
½ Copper Swt x ½ OD STD	LFST084	100	16.12
½ Copper Swt x ½ OD STD LK	LFST084LK	100	17.38
½ Copper Swt x ½ OD HVY	LFHST084	100	41.85
½ Copper Swt x ½ OD HVY LK	LFHST084LK	100	46.60



Compression x Compression

DESCRIPTION	PART #	CARTON QUANTITY	PRICE
½ Nominal x ¾ OD STD	LFST09	100	12.13
½ Nominal x ¾ OD STD LK	LFST09LK	100	13.84
½ Nominal x ¾ OD HVY	LFHST09	100	29.23
½ Nominal x ¾ OD HVY LK	LFHST09LK	100	34.00
½ Nominal x ½ OD STD	LFST10	100	13.77
½ Nominal x ½ OD STD LK	LFST10LK	100	15.15
½ Nominal x ½ OD HVY	LFHST10	100	30.35
½ Nominal x ½ OD HVY LK	LFHST10LK	100	35.11



Pipe x Pipe with Stuffing Box

DESCRIPTION	PART #	CARTON QUANTITY	PRICE
¾ IPS x ¾ IPS STD	LFST05SB	100	13.17
¾ IPS x ¾ IPS STL LK	LFST05LKS	100	14.57
¾ IPS x ¾ IPS HVY	LFHST05SB	100	26.82
¾ IPS x ¾ IPS HVY LK	LFHST05LKS	100	31.53
½ IPS x ½ IPS HVY	LFHST06SB	100	28.32
½ IPS x ½ IPS HVY LK	LFHST06LKS	100	33.00

DUAL OUTLET STOPS



IPS, Sweat or Compression x Compression x Compression

DESCRIPTION	PART #	CARTON QUANTITY	PRICE
½ IPS x ¾ OD x ¾ OD STD	LFST02	100	20.18
½ Copper Swt x ¾ OD x ¾ OD STD	LFST07	100	19.88
½ Nominal x ¾ OD x ¾ OD STD	LFST09	100	22.25
½ Nominal x ¾ OD x ¾ OD STD LK	LFST09LK	100	23.96
½ Nominal x ¾ OD x 1/4 OD STD	LFSTDW09	100	27.55

STRAIGHT STOPS

Sweat x Compression (with 5" extension)

DESCRIPTION	PART #	CARTON QUANTITY	PRICE
½ Copper Swt x ¾ OD STD	LFST182	100	15.61
½ Copper Swt x ¾ OD STD LK	LFST182LK	100	17.02



Pipe x Compression

DESCRIPTION	PART #	CARTON QUANTITY	PRICE
¾ IPS x ¾ OD STD	LFST11	100	10.45
¾ IPS x ¾ OD STL LK	LFST11LK	100	11.70
¾ IPS x ¾ OD HVY	LFHST11	100	27.53
¾ IPS x ¾ OD HVY LK	LFHST11LK	100	28.63
½ IPS x ¾ OD STD	LFST12	100	15.37
½ IPS x ¾ OD STD LK	LFST12LK	100	15.37
¾ IPS x ½ OD STD	LFST13	100	13.63
¾ IPS x ½ OD STD LK	LFST13LK	100	14.98
½ IPS x ½ OD STD	LFST14	100	16.05
½ IPS x ½ OD STD LK	LFST14LK	100	17.44

Pipe x Pipe with Stuffing Box

DESCRIPTION	PART #	CARTON QUANTITY	PRICE
¾ IPS x ¾ IPS STD	LFST15SB	100	13.38
¾ IPS x ¾ IPS STD LK	LFST15LKS	100	15.42
½ IPS x ½ IPS STD	LFST155SB	100	15.26
½ IPS x ½ IPS STD LK	LFST155LKS	100	17.37

Sweat x Compression



DESCRIPTION	PART #	CARTON QUANTITY	PRICE
½ Copper Swt x ¾ OD STD	LFST16	100	10.98
½ Copper Swt x ¾ OD STD LK	LFST16LK	100	12.31
½ Copper Swt x ½ OD STD	LFST19	100	11.92
½ Copper Swt x ½ OD STD LK	LFST19LK	100	13.27



Compression x Compression

DESCRIPTION	PART #	CARTON QUANTITY	PRICE
½ Nominal x ¾ OD STD	LFST17	100	13.16
½ Nominal x ¾ OD STD LK	LFST17LK	100	14.54
½ Nominal x ½ OD STD	LFST18	100	14.18
½ Nominal x ½ OD STD LK	LFST18LK	100	15.56



WARNING: This product can expose you to chemicals including lead, which is known to the State of California to cause cancer, and birth defects or other reproductive harm. For more information go to www.P65Warnings.ca.gov.

LAVATORY AND CLOSET SUPPLY KITS

FLEXIBLE SUPPLIES

NEW!

Economy Line (Case Qty. 25) Full turn compression set stem, solid brass stops.

Standard Line Full turn compression set stem, solid brass stops.

Heavy Pattern Line Full turn compression set heavy stem, heavy pattern stop, highly polished solid brass.

LAVATORY SUPPLIES INCLUDE:

(2) Stop Valves (2) Flexible Risers (2) Chrome Plated Flanges

CLOSET SUPPLIES INCLUDE:

(1) Stop Valve (1) Flexible Riser (1) Chrome Plated Flange

SUPPLY KIT ADDERS SEE PAGE 15

H= Heavy Pattern LK= Loose Key ECO= Economy Line

LAVATORY SUPPLIES

PIPE X COMPRESSION

DESCRIPTION	PART #	PRICE
3/8 IPS x 3/8 OD STD	LF165	35.49
3/8 IPS x 3/8 OD STD LK	LF165LK	38.83
3/8 IPS x 3/8 OD HVY	LFH165	63.99
3/8 IPS x 3/8 OD HVY LK	LFH165LK	73.37
3/8 IPS x 1/2 OD STD	LF167	56.28
3/8 IPS x 1/2 OD STD LK	LF167LK	65.28
3/8 IPS x 1/2 OD HVY	LFH167	77.72
3/8 IPS x 1/2 OD HVY LK	LFH167LK	87.14
1/2 IPS x 3/8 OD STD ECONOMY	LF2165ECO	34.99
1/2 IPS x 3/8 OD STD LK ECONOMY	LF2165LKECO	38.44
1/2 IPS x 3/8 OD STD	LF2165	39.72
1/2 IPS x 3/8 OD STD LK	LF2165LK	43.64
1/2 IPS x 3/8 OD HVY	LFH2165	64.25
1/2 IPS x 3/8 OD HVY LK	LFH2165LK	73.91
1/2 IPS x 1/2 OD STD	LF2167	59.84
1/2 IPS x 1/2 OD STD LK	LF2167LK	69.34
1/2 IPS x 1/2 OD HVY	LFH2167	78.66
1/2 IPS x 1/2 OD HVY LK	LFH2167LK	87.16

COMPRESSION X COMPRESSION

DESCRIPTION	PART #	PRICE
1/2 Nominal x 3/8 OD STD	LF2165CC	39.66
1/2 Nominal x 3/8 OD STD LK	LF2165CCCLK	41.90
1/2 Nominal x 3/8 OD STD ECONOMY	LF2165CCCECO	34.94
1/2 Nominal x 3/8 OD STD LK ECONOMY	LF2165CCCLKECO	35.91
1/2 Nominal x 3/8 OD HVY	LFH2165CC	72.82
1/2 Nominal x 3/8 OD HVY LK	LFH2165CCCLK	81.96
1/2 Nominal x 1/2 OD STD	LF2167CC	47.31
1/2 Nominal x 1/2 OD STD LK	LF2167CCCLK	51.75
1/2 Nominal x 1/2 OD HVY	LFH2167CC	82.64
1/2 Nominal x 1/2 OD HVY LK	LFH2167CCCLK	90.61

SWEAT X COMPRESSION

DESCRIPTION	PART #	PRICE
1/2 Copper Sweat x 3/8 OD STD	LF175	34.98
1/2 Copper Sweat x 3/8 OD STD LK	LF175LK	37.83
1/2 Copper Sweat x 3/8 OD HVY	LFH175	87.98
1/2 Copper Sweat x 3/8 OD HVY LK	LFH175LK	97.13
1/2 Copper Sweat x 1/2 OD STD	LF177	53.61
1/2 Copper Sweat x 1/2 OD STD LK	LF177LK	67.86

SWEAT X COMPRESSION (WITH 5" EXTENSION TUBE)

DESCRIPTION	PART #	PRICE
1/2 Copper Sweat x 3/8 OD STD	LF170	52.27
1/2 Copper Sweat x 3/8 OD STD LK	LF170LK	58.63
1/2 Copper Sweat x 3/8 OD STD ECONOMY	LF170ECO	45.80
1/2 Copper Sweat x 3/8 OD STD LK ECONOMY	LF170LKECO	52.49
1/2 Copper Sweat x 3/8 OD HVY	LFH170	99.73
1/2 Copper Sweat x 3/8 OD HVY LK	LFH170LK	109.06
1/2 Copper Sweat x 1/2 OD STD	LF171	52.71
1/2 Copper Sweat x 1/2 OD STD LK	LF171LK	56.99
1/2 Copper Sweat x 1/2 OD HVY	LFH171	103.06
1/2 Copper Sweat x 1/2 OD HVY LK	LFH171LK	112.42

STRAIGHT LAVATORY SUPPLIES

DESCRIPTION	PART #	PRICE
1/2 Nominal x 3/8 OD STD	LF3165CC	51.41
1/2 Nominal x 3/8 OD STD LK	LF3165CCCLK	54.30
1/2 Copper Sweat w/5" x 3/8 OD STD	LF270	54.30
1/2 Copper Sweat w/5" x 3/8 OD STD LK	LF270LK	59.99

CLOSET SUPPLIES

PIPE X COMPRESSION H= Heavy Premiere Line LK= Loose Key

DESCRIPTION	PART #	PRICE
3/8 IPS x 3/8 OD STD	LF166	21.11
3/8 IPS x 3/8 OD STD LK	LF166LK	22.97
3/8 IPS x 3/8 OD HVY	LFH166	35.52
3/8 IPS x 3/8 OD HVY LK	LFH166LK	43.43
3/8 IPS x 1/2 OD STD	LF169	31.54
3/8 IPS x 1/2 OD STD LK	LF169LK	35.70
3/8 IPS x 1/2 OD HVY	LFH169	44.82
3/8 IPS x 1/2 OD HVY LK	LFH169LK	49.73
1/2 IPS x 3/8 OD STD	LF2166	23.36
1/2 IPS x 3/8 OD STD LK	LF2166LK	25.13
1/2 IPS x 3/8 OD HVY	LFH2166	35.72
1/2 IPS x 3/8 OD HVY LK	LFH2166LK	40.78
1/2 IPS x 1/2 OD STD	LF2169	33.42
1/2 IPS x 1/2 OD STD LK	LF2169LK	38.26
1/2 IPS x 1/2 OD HVY	LFH2169	45.26
1/2 IPS x 1/2 OD HVY LK	LFH2169LK	50.30



COMPRESSION X COMPRESSION

DESCRIPTION	PART #	PRICE
½ Nominal x ¾ OD STD	LF2166CC	22.08
½ Nominal x ¾ OD STD LK	LF2166CCLK	24.42
½ IPS x ¾ OD STD ECONOMY	LF2166CCECO	18.87
½ IPS x ¾ OD STD LK ECONOMY	LF2166CCLKECO	20.93
½ Nominal x ¾ OD HVY	LFH2166CC	41.58
½ Nominal x ¾ OD HVY LK	LFH2166CCLK	46.56
½ Nominal x ½ OD STD	LF2169CC	25.56
½ Nominal x ½ OD STD LK	LF2169CCLK	27.79
½ Nominal x ½ OD HVY	LFH2169CC	44.64
½ Nominal x ½ OD HVY LK	LFH2169CCLK	48.81

SWEAT X COMPRESSION

DESCRIPTION	PART #	PRICE
½ Copper Sweat x ¾ OD STD	LF185	20.88
½ Copper Sweat x ¾ OD STD LK	LF185LK	23.12
½ Copper Sweat x ¾ OD HVY	LFH185	53.01
½ Copper Sweat x ¾ OD HVY LK	LFH185LK	59.60
½ Copper Sweat x ½ OD STD	LF187	35.28
½ Copper Sweat x ½ OD STD LK	LF187LK	37.45

SWEAT X COMPRESSION (WITH 5" EXTENSION TUBE)

DESCRIPTION	PART #	PRICE
½ Copper Sweat x ¾ OD STD	LF172	28.14
½ Copper Sweat x ¾ OD STD LK	LF172LK	32.36
½ Copper Sweat x ¾ OD HVY	LFH172	50.02
½ Copper Sweat x ¾ OD HVY LK	LFH172LK	55.18
½ Copper Sweat x ½ OD STD	LF173	31.85
½ Copper Sweat x ½ OD STD LK	LF173LK	36.02
½ Copper Sweat x ½ OD HVY	LFH173	66.84
½ Copper Sweat x ½ OD HVY LK	LFH173LK	70.34

RIGID SUPPLIES

RIGID LAVATORY SUPPLIES

Each lavatory supply kit includes (2) brass stop valves with stuffing box, (4) chrome plated nipples, (2) reducers and (2) chrome plated steel flanges. (Tailpieces must be ordered separately).

RIGID CLOSET SUPPLIES

Each closet supply kit includes (1) brass stop valve with stuffing box, (2) chrome plated nipples and (1) chrome plated steel flange. (Tailpieces must be ordered separately).

STANDARD LINE - Stop valves are chrome plated solid brass.

PREMIERE HEAVY LINE - Heavy stop valves are chrome plated and highly polished solid brass.

ANGLE LAVATORY SUPPLIES

DESCRIPTION	PART #	PRICE
¾ IPS STD	LF158	87.87
¾ IPS STD LK	LF158LK	95.91
¾ IPS HVY	LFH158	111.51
¾ IPS HVY LK	LFH158LK	121.37
½ IPS HVY	LFH2158	134.82
½ IPS HVY LK	LFH2158LK	144.89

ANGLE CLOSET SUPPLIES

DESCRIPTION	PART #	PRICE
¾ IPS STD	LF159	45.81
¾ IPS STD LK	LF159LK	51.43
¾ IPS HVY	LFH159	54.39
¾ IPS HVY LK	LFH159LK	60.04



STRAIGHT LAVATORY SUPPLIES

DESCRIPTION	PART #	PRICE
¾ IPS STD	LF157	233.18
¾ IPS STD LK	LF157LK	244.05



STRAIGHT CLOSET SUPPLIES

DESCRIPTION	PART #	PRICE
¾ IPS STD	LF160	74.04
¾ IPS STD LK	LF160LK	80.05



BRASS TAILPIECES

NOTE: SUPPLIED AS EACH

DESCRIPTION	PART #	PRICE
¼ x 2 Straight	TPC2STR	9.26 ea.
¼ x 2 Offset	TPC2OFR	15.28 ea.

WHEELCHAIR LAVATORY SUPPLY

DESCRIPTION	PART #	PRICE
¾ IPS with ¾ x ¼ Reducer STD	LF158WC	141.70

HOSPITAL SUPPLIES - HCASPL

Includes Heavy Premiere Line solid brass chrome plated stop, loose key, 36" chrome plated riser, 5" nipple and flange.

DESCRIPTION	PART #	PRICE
¾ IPS x ¾ OD	LFH165LKHCSPL	92.46 ea.



WARNING: This product can expose you to chemicals including lead, which is known to the State of California to cause cancer, and birth defects or other reproductive harm. For more information go to www.P65Warnings.ca.gov.

STANDARD AND HEAVY SUPPLY KIT ADDERS

See Page 10 for LFBV2 Supply Kit Adders

FLANGE OPTIONS - Use suffix after supply part

DESCRIPTION	SUFFIX	ADDITIONAL CHARGE	
		CLOSET	LAVATORY
Heavy Brass, Set Screw, Chrome Plated	F	12.22 ea.	24.47 pr.
Deep Flange (Bell Type), Chrome Plated Wrought Brass	DF	9.01 ea.	18.03 pr.
Deep Flange (Bell Type), Chrome Plated Steel	SDF	1.91 ea.	3.82 pr.

NIPPLE OPTIONS - Use suffix after supply part

DESCRIPTION	SUFFIX	ADDITIONAL CHARGE		
		CLOSET		LAVATORY
3" Nipple	N3	10.78 ea.	$\frac{3}{8}$ IPS	21.57 pr.
		15.97 ea.	$\frac{1}{2}$ IPS	31.98 pr.
5" Nipple	N5	16.67 ea.	$\frac{3}{8}$ IPS	33.34 pr.
		20.28 ea.	$\frac{1}{2}$ IPS	40.56 pr.

RISER OPTIONS FLEXIBLE COPPER - Use suffix after supply part

DESCRIPTION	SUFFIX	ADDITIONAL CHARGE		
		$\frac{3}{8}$ " OD	$\frac{1}{2}$ " OD	
Lavatory	15"	R15	5.11 pr.	N/C
	20"	R20	10.96 pr.	13.13 pr.
	36"	R36	48.83 pr.	N/C
Closet	20"	R20	5.75 ea.	6.41 ea.
	12"	CR	7.81 ea.	
Compression	20"	CR20	15.52 ea.	
	12"	SR	4.18 ea.	
Sweat	12"	SR	4.18 ea.	
	20"	SR20	11.48 ea.	

RISER OPTIONS BRAIDED STAINLESS STEEL

Use suffix after supply part #

DESCRIPTION	SUFFIX	ADDITIONAL CHARGE		
		$\frac{3}{8}$ " OD	$\frac{1}{2}$ " OD	
Lavatory	9"	SS9	N/C	
	12"	SS12	2.33 pr.	N/C
	16"	SS16	4.53 pr.	
	20"	SS20	6.73 pr.	2.33 pr.
	30"	SS30	12.80 pr.	
Closet	36"	SS36	16.47 pr.	
	12"	SS12	2.33 ea.	N/C
	20"	SS20	4.26 ea.	

N/C = No additional charge

HANDLE OPTIONS - Use suffix after supply part

DESCRIPTION	SUFFIX	ADDITIONAL CHARGE	
		CLOSET	LAVATORY
Cross Handle	X	9.51 ea.	19.04 pr.

LOCK SHIELD CAPS AND LOOSE KEYS

Use suffix after supply part #

DESCRIPTION	SUFFIX	ADDITIONAL CHARGE	
		CLOSET	LAVATORY
For Premier and Heavy Pattern	C	3.69 ea.	7.36 pr.

SINGLE SUPPLY OPTION FOR LAVATORIES

Use suffix after supply part #

DESCRIPTION	SUFFIX	ADDITIONAL CHARGE
Lavatory with EA in part #	EA	$\frac{1}{2}$ pair list price + 3.18

STUFFING BOX OPTION FOR SUPPLIES

Use suffix after supply part #

DESCRIPTION	SUFFIX	ADDITIONAL CHARGE	
		CLOSET	LAVATORY
Stuffing box for supplies	SB	5.29 ea.	10.59 pr.

SCREWDRIVER STEM OPTION FOR SUPPLIES

Use suffix after supply part #

DESCRIPTION	SUFFIX	ADDITIONAL CHARGE	
		CLOSET	LAVATORY
Screwdriver stem for supplies	SD	5.29 ea.	10.59 pr.



CONTRACTOR TRIM KITS

- McGuire Contractor Trim Kits are designed for individual contractors based on their installation requirements.
- All trim components (P-Traps, strainers, water supplies and fittings) are packed in one box with the contractor's part number and trim package name. One box to order, one box to stage and one box to clean-up.
- Information on designing your custom contractor kit is available at mcguiremfg.com.

CONTINUOUS WASTES

CONTINUOUS WASTES - REGULAR DUTY

1½ End Outlet



Available Prewrapped in McGuire's Prowrap® 111C16G17 ONLY

DESCRIPTION	PART #	PRICE
1½ End Outlet 16" CTR 20GA	111C16G20	69.53
1½ End Outlet 16" CTR 17GA	111C16G17	101.80
1½ End Outlet 21" CTR 20GA	111C21G20	84.41
1½ End Outlet 21" CTR 17GA	111C21G17	101.80
1½ End Outlet 25" CTR 20GA	111C25G20	97.87
1½ End Outlet 25" CTR 17GA	111C25G17	121.15

CONTINUOUS WASTES - REGULAR DUTY

1½ Center Outlet



Available Prewrapped in McGuire's Prowrap® 113C16G17 ONLY

DESCRIPTION	PART #	PRICE
1½ Ctr Outlet 16" CTR 20GA	113C16G20	87.16
1½ Ctr Outlet 16" CTR 17GA	113C16G17	110.22
1½ Ctr Outlet 21" CTR 20GA	113C21G20	95.11
1½ Ctr Outlet 21" CTR 17GA	113C21G17	114.95
1½ Ctr Outlet 25" CTR 20GA	113C25G20	109.28
1½ Ctr Outlet 25" CTR 17GA	113C25G17	129.16

HEAVY DUTY BATTERY INSTALLATION CONTINUOUS WASTES



DESCRIPTION	PART #	PRICE
END OUTLET		
1½ x 1½ 2 Part	5202	178.33
1¼ x 1½ 2 Part	5204	187.11
1½ x 1½ 3 Part	520A2	219.24
1¼ x 1½ 3 Part	520A4	219.78
CENTER OUTLET		
1½ x 1½ 3 Part	5212	364.88
1¼ x 1½ 3 Part	5214	366.03

HEAVY BRASS NIPPLES AND FLANGES

HEAVY SOLID BRASS SET SCREW FLANGES (Polished Chrome)



DESCRIPTION	CHROME	
	PART #	PRICE
¾ IPS	127038	12.95
½ IPS	127050	13.13
⅝ OD (½" Copper)	127058	13.44
1¼ OD (⅝" Copper)	127069	13.83
¾ IPS	127075	14.48
⅞ OD (¾" Copper)	127078	14.48
1" IPS	127100	15.51
1¼ IPS	127125I	15.79
1¼ OD	127125O	14.75
1½ IPS	127150I	16.29
1½ OD	127150O	14.96
1⅝ OD (1½" Copper)	127158O	27.35
2" IPS	127200I	25.21
2" OD	127200O	23.81

CAST BRASS NIPPLES (Polished Chrome)



DESCRIPTION	CHROME	
	PART #	PRICE
¾ x 1½	N038015	8.34
¾ x 2	N038020	9.32
¾ x 3	N038030	10.78
¾ x 3½	N038035	11.88
¾ x 4	N038040	13.88
¾ x 5	N038050	16.67
¾ x 5½	N038055	17.16
¾ x 6	N038060	20.62
¾ x 6½	N038065	29.69
¾ x 10	N038100	44.79
¾ x 12	N038120	59.93
¾ x 15	N038150	69.53
¾ x 20	N038200	124.99
¾ x 24	N038240	131.23
½ x 3	N050030	15.99
½ x 4	N050040	18.39
½ x 5	N050050	20.28
½ x 5½	N050055	21.90
½ x 6	N050060	24.17
1¼ x 6	N125060	53.58
1½ x 6	N150060	61.38
2 x 6	N200060	191.60

MISCELLANEOUS

SHOWER ARMS

Heavy Chrome Plated Brass with Flange

DESCRIPTION	PART #	PRICE
½ IPS x 6 Threaded 45 Degree	156SA6	16.68
Same as 156 SA6 w/ set screw flange	156SA6F	23.56
½ IPS x 8 Threaded 45 Degree	156SA8	31.22
Same as 156 SA8 w/ set screw flange	156SA8F	32.71



WARNING: This product can expose you to chemicals including lead, which is known to the State of California to cause cancer, and birth defects or other reproductive harm. For more information go to www.P65Warnings.ca.gov.

CLOSET SPUDS WITH BRASS LOCK NUTS

DESCRIPTION	PART #	PRICE
1" x 3/4"	301134	9.48
1 1/4" x 1 1/4"	3011414	10.42
1 1/2" x 1 1/2"	3011212	13.46
2" x 1 1/2"	301212	17.67

COVERING TUBE

DESCRIPTION	PART #	PRICE
2" x 6"	164	30.41

CAST BRASS WASTE VENT CONNECTIONS

(Desanko Type)

With compression ring and slip nut or body alone. Female Sweat

DESCRIPTION	PART #	PRICE
1 1/4 x 1 1/2 Chrome Plated Brass Nut	FS42PC	15.52
1 1/4 x 1 1/2 Chrome Plated Zinc Nut	FS42PZ	10.94
1 1/4 x 1 1/2 Rough Brass Nut	FS42RB	10.46
1 1/2 x 1 1/2 Chrome Plated Brass Nut	FS22PC	15.52
1 1/2 x 1 1/2 Chrome Plated Zinc Nut	FS22PZ	11.48
1 1/2 x 1 1/2 Rough Brass Nut	FS22RB	10.69

FEMALE IPS THREAD

DESCRIPTION	PART #	PRICE
1 1/4 x 1 1/4 Less Nut	FT44B	6.95
1 1/4 x 1 1/4 Chrome Plated Brass Nut	FT44PC	15.91
1 1/4 x 1 1/4 Chrome Plated Zinc Nut	FT44PZ	9.39
1 1/4 x 1 1/4 Rough Brass Nut	FT44RB	10.26
1 1/4 x 1 1/2 Less Nut	FT42B	8.06
1 1/4 x 1 1/2 Chrome Plated Brass Nut	FT42PC	17.12
1 1/4 x 1 1/2 Chrome Plated Zinc Nut	FT42PZ	9.75
1 1/4 x 1 1/2 Rough Brass Nut	FT42RB	10.66
1 1/2 x 1 1/2 Less Nut	FT22B	9.62
1 1/2 x 1 1/2 Chrome Plated Brass Nut	FT22PC	16.92
1 1/2 x 1 1/2 Chrome Plated Zinc Nut	FT22PZ	10.12
1 1/2 x 1 1/2 Rough Brass Nut	FT22RB	11.10

MALE IPS THREAD

DESCRIPTION	PART #	PRICE
1 1/4 x 1 1/4 Less Nut	MT44B	10.90
1 1/4 x 1 1/4 Chrome Plated Brass Nut	MT44PC	15.82
1 1/4 x 1 1/4 Chrome Plated Zinc Nut	MT44PZ	11.48
1 1/4 x 1 1/4 Rough Brass Nut	MT44RB	12.55
1 1/4 x 1 1/2 Chrome Plated Brass Nut	MT42PC	16.19
1 1/4 x 1 1/2 Chrome Plated Zinc Nut	MT42PZ	12.80
1 1/4 x 1 1/2 Rough Brass Nut	MT42RB	13.13
1 1/2 x 1 1/2 Less Nut	MT22B	11.72
1 1/2 x 1 1/2 Chrome Plated Brass Nut	MT22PC	17.24
1 1/2 x 1 1/2 Chrome Plated Zinc Nut	MT22PZ	12.85
1 1/2 x 1 1/2 Rough Brass Nut	MT22RB	13.17

MARINE PLUMBING

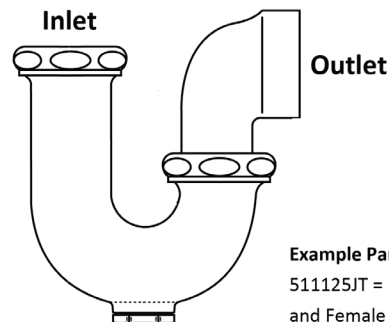
MARINE PLUMBING EQUIPMENT

All marine traps have standard 2" water seal (4" available). Inlet and outlet connections can be grooved for preformed silbrazze rings. Special order traps can be made to meet your specifications. Call our marine specialist with your requirements and for price and availability on all marine plumbing products.

Step 1

Choose an Inlet and Outlet style from the options below:

- T - Female
- J - Slip Joint
- U - Union
- S - Silbrazze
- Z - Silbrazze Union
- G - Grooved



Example Part Number:
511125JT = 1 1/4" x 1 1/4" with Slip Joint Inlet and Female Outlet

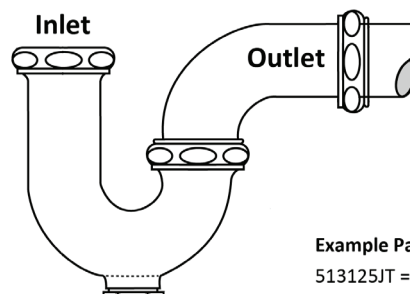
Step 2

Add the letters to the end of your base part number as shown in the example below.

Step 1

Choose an Inlet and Outlet style from the options below:

- T - Female
- J - Slip Joint
- U - Union
- S - Silbrazze
- Z - Silbrazze Union
- G - Grooved



Example Part Number:
513125JT = 1 1/4" x 1 1/4" with Slip Joint Inlet and Female Outlet

Step 2

Add the letters to the end of your base part number as shown in the example below.



Send orders to: customerservice@mcguiremfg.com

COMPONENT ITEMS (Bulk Packaged)

WROUGHT BRASS SHALLOW FLANGES (Chrome Plated)



DESCRIPTION	PART #	CARTON QUANTITY	PRICE
3/8" IPS	WE038	100	8.02
1/2" IPS	WE050	100	8.02
1 1/2" OD	WE1500	100	9.33

WROUGHT BRASS DEEP BELL FLANGES (Chrome Plated)



DESCRIPTION	PART #	CARTON QUANTITY	PRICE
3/8" IPS	WE038D	100	10.11
1/2" IPS	WE050D	100	10.11
5/8" OD (1/2 Copper)	WE058D	100	10.11
1 1/16" OD	WE069D	100	10.11
1 1/4" OD	WE125D	100	10.46
1 1/2" OD	WE150D	100	10.46

WROUGHT BRASS BOX FLANGE (Chrome Plated)



DESCRIPTION	PART #	CARTON QUANTITY	PRICE
1 1/4" OD	WE125BS	100	25.27
1 1/2" OD	WE150BS	100	26.01

WROUGHT STEEL SHALLOW FLANGES (Chrome Plated)



DESCRIPTION	PART #	CARTON QUANTITY	PRICE
3/8" IPS	SE038	100	1.07
1/2" IPS	SE050	100	1.07
5/8" OD (1/2 Copper)	SE058	100	1.07
1 1/4" OD	SE125	100	1.29
1 1/2" OD	SE150	100	1.29

WROUGHT STEEL BOX FLANGES (Satin Chrome Plated)



DESCRIPTION	PART #	CARTON QUANTITY	PRICE
1 1/4" OD	SE125BS	100	6.97
1 1/2" OD	SE150BS	100	6.97
2" OD	SE200BS	100	11.69

WROUGHT STEEL DEEP BELL FLANGES (Chrome Plated)



DESCRIPTION	PART #	CARTON QUANTITY	PRICE
3/8" IPS	SE038D	100	2.97
1/2" IPS	SE050D	100	2.97
5/8" OD (1/2 Copper)	SE058D	100	2.97
1 1/16" OD	SE069D	100	2.97
1 1/4" OD	SE125D	100	3.10
1 1/2" OD	SE150D	100	3.10
1 23/32" OD	SE172D	100	7.00

WALL BENDS 17GA - SEAMLESS (Seamless Tubular Brass Chrome Plated)

Custom sizes available upon request.



DESCRIPTION	PART #	CARTON QUANTITY	PRICE
1 1/4 x 7 1/2	WB12507517S	25	18.27
1 1/4 x 8 1/2	WB12508517S	25	20.44
1 1/4 x 12	WB12512017S	25	32.42
1 1/4 x 15	WB12515017S	25	38.43
1 1/2 x 7 1/2	WB15007517S	25	21.79
1 1/2 x 9	WB15009017S	25	27.78
1 1/2 x 12	WB15012017S	25	43.59
1 1/2 x 15	WB15015017S	25	49.51
2 x 10	WB20010017	25	74.73

EXTRA LONG 1 1/2" WALL BENDS - 17GA IN-STOCK IN CT AND AZ LOCATIONS

DESCRIPTION	PART #	CARTON QUANTITY	PRICE
1 1/2 x 18	WB15018017S	25	52.91
1 1/2 x 24	WB15024017S	25	59.00
1 1/2 x 30	WB15030017S	25	63.19
1 1/2 x 36	WB15036017S	25	69.84



WARNING: This product can expose you to chemicals including lead, which is known to the State of California to cause cancer, and birth defects or other reproductive harm. For more information go to www.P65Warnings.ca.gov.



**THREADED ONE END TAILPIECES
17GA SEAMLESS BRASS
(Chrome Plated)**

DESCRIPTION	PART #	CARTON QUANTITY	PRICE
1 1/4 x 6	TL12506017	50	14.11
1 1/4 x 8	TL12508017	25	25.34
1 1/4 x 10	TL12510017	25	27.42
1 1/4 x 12	TL12512017	25	30.61
1 1/4 x 1 1/2 x 6	TL12515006017	25	24.99
1 1/4 x 18	TL12518017	25	42.39
1 1/4 x 24	TL12524017	25	55.56
1 1/2 x 4	TL15004017	25	12.22
1 1/2 x 6	TL15006017	25	16.40
1 1/4 x 10 1/2 90 Degree	TL1259017	25	37.47

**SINK TAILPIECES SEAMLESS BRASS
(Chrome Plated)**



DESCRIPTION	PART #	CARTON QUANTITY	PRICE
17GA BRASS			
1 1/2 x 4	*ST15004017	25	13.31
1 1/2 x 6	*ST15006017	25	15.13
1 1/2 x 8	*ST15008017	25	19.26
1 1/2 x 12	*ST15012017	25	23.31
2 x 6	*2646	25	31.56
2 x 12	*26412	25	56.52
20GA BRASS			
1 1/2 x 4	*ST15004020	25	8.91

*Add suffix BN for brass nut and washer.

Add \$3.05 (1 1/2") \$6.23 (2")



LOCK SHIELD CAPS

DESCRIPTION	PART #	CARTON QUANTITY	PRICE
Standard Line Stop	C1	100	3.68
Heavy Duty Stop	HC1	100	3.68

CROSS HANDLE

Cast brass fits all McGuire multi-turn stops.



DESCRIPTION	PART #	CARTON QUANTITY	PRICE
Cross Handle	X1	100	9.51

LOOSE KEY FOR MCGUIRE STOPS AND SUPPLIES

DESCRIPTION	PART #	CARTON QUANTITY	PRICE
Loose Key for McGuire stops	K1	50	3.52

**CAST BRASS SLIP JOINT NUTS
WITH WASHERS**

DESCRIPTION	CHROME		ROUGH BR		CARTON QUANTITY
	PART #	PRICE	PART #	PRICE	
1 1/4 x 1 1/4	311125125W	3.39	311125125RW	3.20	200
1 1/2 x 1 1/4	311150125W	4.27	311150125RW	3.86	200
1 1/2 x 1 1/2	311150150W	4.27	311150150RW	4.04	200
2 x 1 1/2	311200150W	9.29	311200150RW	8.91	100
2 x 2	311200200DW	8.76	311200200RW	8.40	100

STAINLESS STEEL BRAIDED RISERS



Custom sizes available upon request.

DESCRIPTION	PART #	CARTON QUANTITY	PRICE
LAVATORY			
3/8" COMP x 1/2" IPS x 9	SSLAV09050038	100	6.55
3/8" COMP x 1/2" IPS x 12	SSLAV12050038	100	7.90
3/8" COMP x 1/2" IPS x 16	SSLAV16050038	100	9.00
3/8" COMP x 1/2" IPS x 20	SSLAV20050038	100	10.11
3/8" COMP x 1/2" IPS x 30	SSLAV30050038	40	13.18
3/8" COMP x 1/2" IPS x 36	SSLAV36050038	40	14.97
1/2" COMP x 1/2" IPS x 12	SSLAV12050050	100	8.74
1/2" COMP x 1/2" IPS x 20	SSLAV20050050	100	10.68
CLOSET - 7/8" ballcock			
3/8" COMP x 9	SSCLO09050038	100	6.55
3/8" COMP x 12	SSCLO12050038	100	7.90
1/2" COMP x 12	SSCLO12050050	100	9.00
3/8" COMP x 20	SSCLO20050038	100	10.78

COPPER FLEXIBLE RISER TUBES



Custom sizes available upon request.

DESCRIPTION	PART #	CARTON QUANTITY	PRICE
LAVATORY			
3/8" OD x 12	M65	100	6.75
3/8" OD x 15	M61	100	9.14
3/8" OD x 20	M66	100	12.20
3/8" OD x 36	M62	100	21.92
1/2" OD x 12	M67	100	9.63
1/2" OD x 20	M68	100	16.13
CLOSET			
3/8" OD x 12	M69	100	8.68
3/8" OD x 20	M70	100	11.46
1/2" OD x 12	M71	100	11.46
1/2" OD x 20	M72	100	18.30
COMPRESSION			
3/8" OD x 12	M65C	100	14.19
3/8" OD x 20	M66C	100	23.67
SWEAT			
3/8" OD x 12	M75	100	10.89

TERMS & CONDITIONS

TERMS: All sales are subject to credit approval. Terms are 2% ten days – Net 30.

RETURNED GOODS: Requests for returning purchased items are subject to McGuire Manufacturing Co., Inc. approval.

A Returned Goods Authorization (RGA) must be obtained from the factory prior to any return. Returned merchandise must be in their original cartons, listed in our current List Price Sheet and in clean resalable condition.

Restocking charge:

- Material other than SaniGuard, ProWrap and Marine Trap products, that was shipped within 12 months before McGuire's receipt of return request is subject to a 25% restocking charge.
- McGuire will reduce the restocking charge for such material to 15% if the customer places an offsetting order of value equal to or exceeding the value of the return. The offsetting order must be placed at the time the RGA is requested.
- SaniGuard, ProWrap and Marine Trap products shipped with 12 months before McGuire's receipt of return request is subject to a 50% restocking charge. McGuire will reduce the restocking charge on these products to 35% if the customer places an offsetting order of value equal to or exceeding the value of the return. The offsetting order must be placed at the time the RGA is requested.
- Material that was shipped more than one year before the return request is not returnable. Shipping dates are determined according to packaging date, or if none, the date stamped on the product, or, if none, the invoice date.

MINIMUM RETURN POLICY: Return requests less than \$200.00 net will be charged \$50.00 processing fee in lieu of any restocking charge.

NON-RETURNABLE PRODUCT POLICY: Specific McGuire products may require written preapproval from McGuire at the time of purchase, including items with special finishes and various non-catalog items.

INVOICE: We reserve the right to invoice all merchandise at prices in effect at time of shipment.

NO MINIMUM ORDER: Orders less than \$200.00 list will be invoiced at list price less 35%.

FREIGHT: We will pay the freight on shipments within the continental United States when the order (pre-tax) totals more than \$2,200.00 net. We select the method of shipment and carrier when we pay the freight.

LIMITED WARRANTY

McGuire Manufacturing Co., Inc warrants its product to be free from defects in material and workmanship for the period indicated below by product type measured from the date of purchase:

ITEM	WARRANTY PERIOD
Brass products "Classic" McGuire	3 years
Prowrap	3 years
Eco P-Traps, Strainers and Supply Kits	1 year
Stainless Steel products	1 year
Lite Commercial MCT P-Traps	1 year

McGuire's sole responsibility will be to replace, at no additional charge, any product which proves to be defective within the applicable warranty period (Warranty Product or replacement thereof.) The customer shall be responsible for the following costs, incurred in connection with the above Limited Warranty: (i) shipping costs for product outside the continental United States, and (ii) taxes and import duties, if levied.

The above Limited Warranty shall not apply if the product has been damaged due to abuse, misuse, improper installation, accident, or other cause not within McGuire's control. This limited warranty is conditioned on the product being properly installed, used and serviced.

THE ABOVE LIMITED WARRANTY IS THE SOLE AND EXCLUSIVE WARRANTY. ALL OTHER WARRANTIES ARE DISCLAIMED, WHETHER EXPRESSED OR IMPLIED, INCLUDING BUT NOT LIMITED TO, ANY IMPLIED WARRANTIES OF MERCHANTABILITY OR FITNESS FOR A PARTICULAR PURPOSE. IN NO EVENT SHALL MCGUIRE BE RESPONSIBLE OR LIABLE FOR ANY SPECIAL, INDIRECT, INCIDENTAL, OR CONSEQUENTIAL DAMAGES OR LOSSES INCLUDING LOST PROFITS OR REVENUES ARISING FROM THE USE OF THIS PRODUCT.

McGuire may, at its option, alter the contents of this LIMITED WARRANTY at anytime. These changes will affect products manufactured after the effective date of this policy.

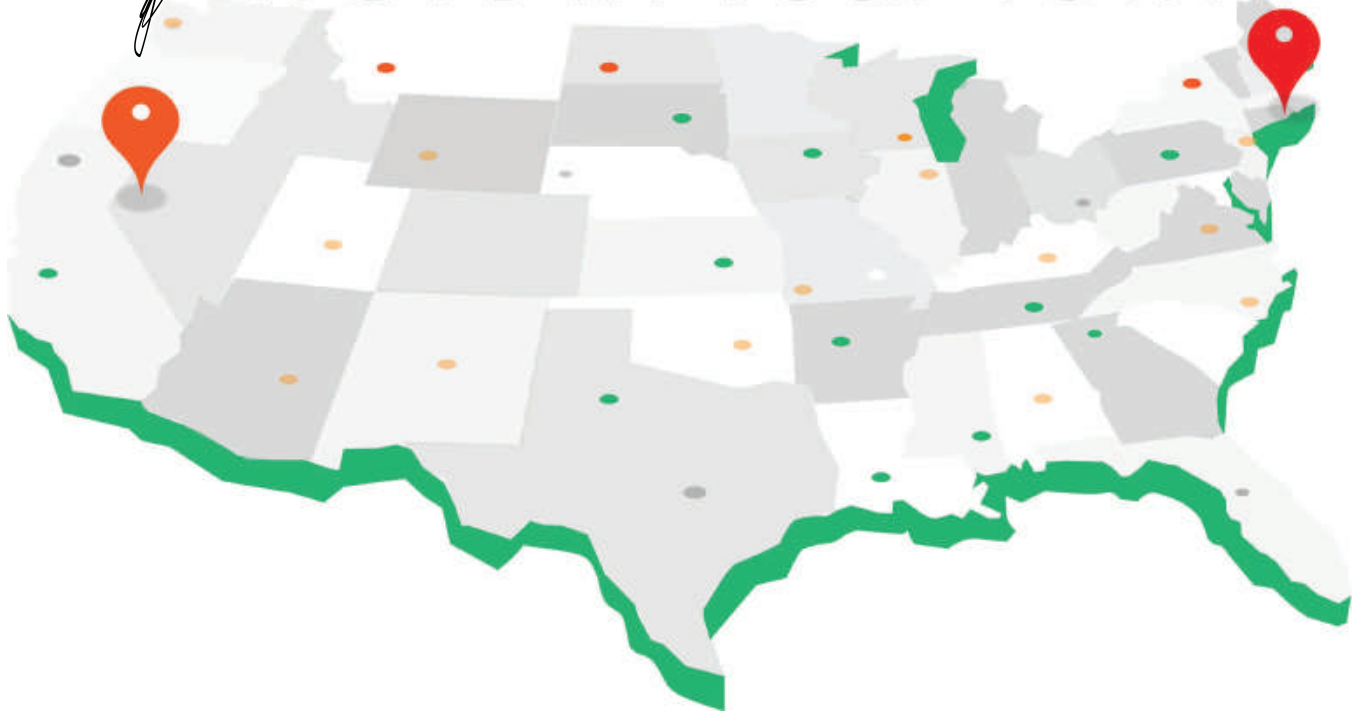
Please be advised that the published terms and conditions above are accurate from the date of printed publication and are subject to change. Refer to McGuire's most current terms and conditions online at mcguiremfg.com.

DECEMBER 2020

McGuire has two shipping hubs for fast shipping. Locations in Connecticut and Reno, Nevada.



We're In Your Town!



McGuire Manufacturing Co., Inc.
60 Grandview Court
Cheshire, Connecticut 06410
203-699-1801 • Fax: 203-699-1813
mcguiremfg.com